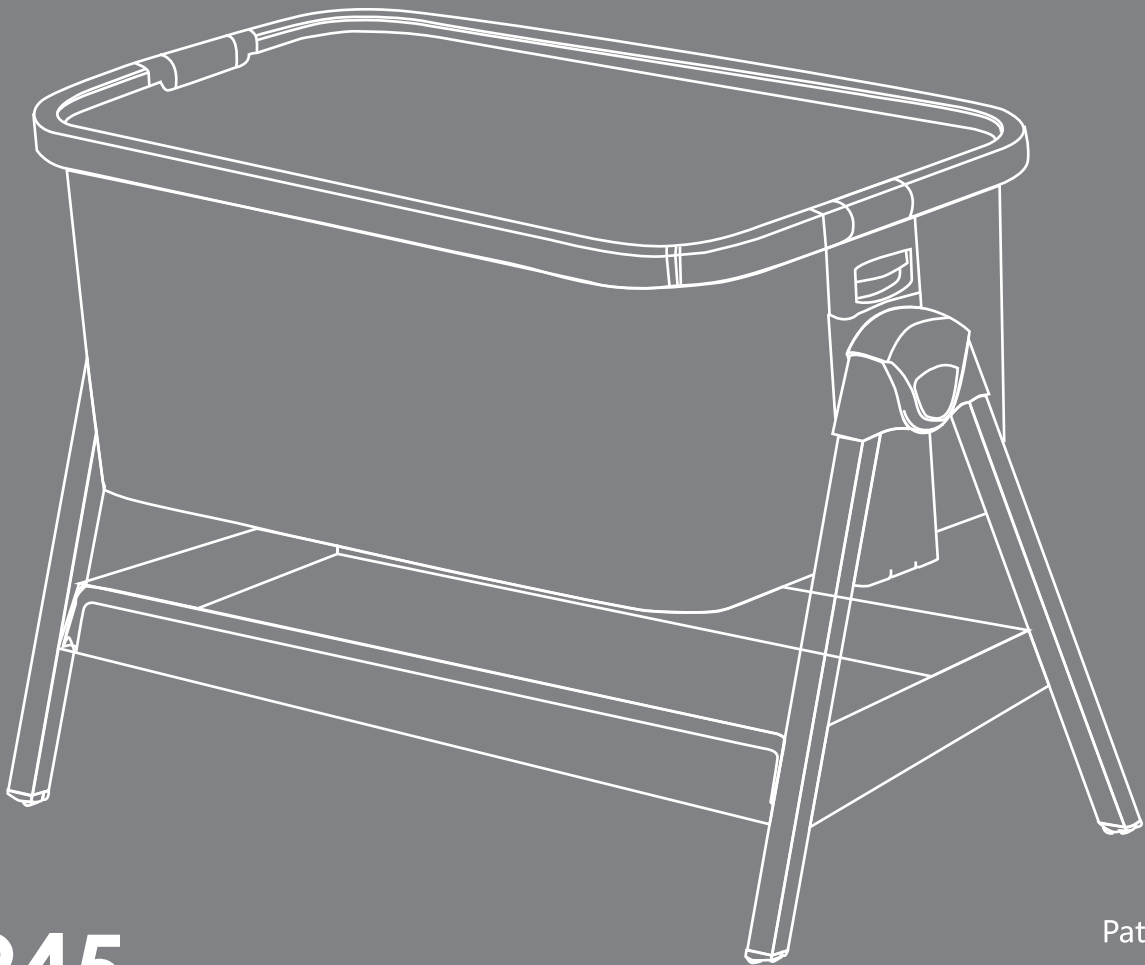


love^hcare™

MOONLIGHT *SLEEPER*



BP 945

INSTRUCTION MANUAL

PLEASE KEEP THESE INSTRUCTIONS FOR FUTURE REFERENCE

Patent No:

20170832172.4
20170832173.9
20170295750.0
20170295738.X
20170295751.5

love^hcare™

Congratulations on purchasing your new Co-Sleeper

In almost no time you should be able to have this one of kind co-sleeper ready to meet your beautiful child :)

Please take a few moments to read this instruction manual on how to assemble and use your co-sleeper correctly so you can rest assured that your little one is sleeping Safe N Secure.

This Co-Sleeper allows parents to sleep next to their baby without sharing the same bed. It can be used as a normal crib or as a co-sleeper.

It can be adjusted to 7 different height levels and can be used at an inclined level to help with baby's congestion and reflux



*images are used for demonstration purposes.
This model does not include the liner



RETAIN FOR FUTURE REFERENCE.

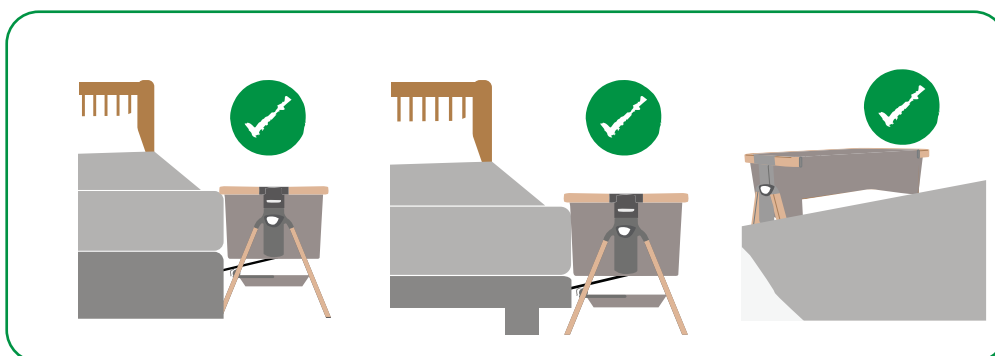
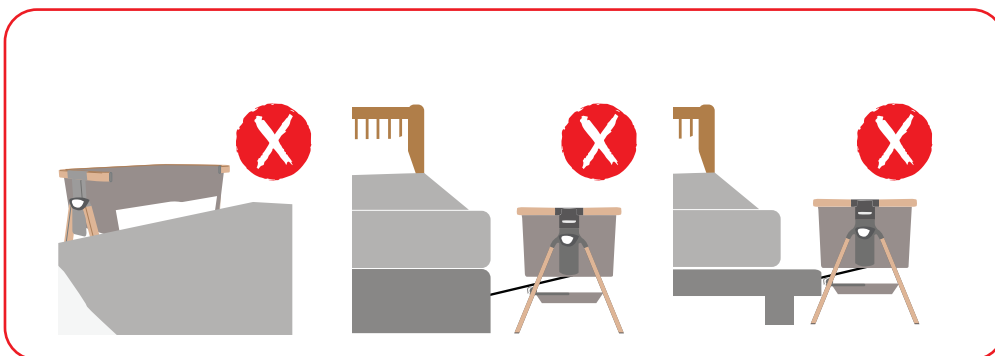
READ CAREFULLY BEFORE ASSEMBLING AND USING THE PRODUCT

- This product is intended for use for babies aged between 0 and 6 months, weighing up to a maximum of 9 kg.
- **WARNING:** When a child is able to sit, kneel or to pull itself up, the crib shall not be used anymore for this child.
- **WARNING:** Be aware of the risk of open fires and other sources of strong heat, such as electric bar fires, gas fires, etc.
- Before assembly, check that the product and all of its components have not been damaged during transportation. Should any part be damaged do not use and keep out of reach of children.
- **WARNING:** Do not use the product if any part is broken, torn or missing.
- **WARNING:** the product is ready for use only when all locking mechanisms are engaged. Check carefully that these are engaged before use.
- **WARNING:** When the child is left unattended in the product, in "crib mode", always make sure that the side rail is raised and the zippers are completely closed.
- All opening, adjusting, anchoring and positioning operations of the product must be carried out exclusively by an adult.
- Before using in "Co-sleeping mode" (Fixed to the bed)" make sure the product is properly anchored and positioned.
- The product must always be placed on a horizontal surface. Never leave the product on an inclined surface with the child inside of it.
- **WARNING:** When the product is used in "Co-sleeping mode" (Fixed to the bed)", before laying the child in it, make sure that the connection belts are hooked and tensioned properly, the product must be secured to the parents' mattress and no gaps between the products and the adults' mattress must be present.
- Make sure the users of this product are knowledgeable on its proper operation.
- Children must not be permitted to play without supervision near the product.
- Use only spare parts approved by the manufacturer. Do not apply accessories to the product, which are not supplied by the manufacturer.
- Do not adjust the product with the child inside.
- Do not move the product with the child inside.
- Do not leave any object inside the product that could reduce its depth.
- Do not position the cot near walls and obstacles to prevent trapping hazards.
- Do not leave small objects inside the product to prevent choking hazards.
- Do not use the product with more than one child at a time.
- Do not use the product without the frame.
- Keep the fastening belts away from the reach of children.
- If you purchase a mattress separately, make sure it is suitable for the product.
- The product must be kept away from electric cables and cords: do not place the product near windows where cords, curtains or similar objects could pose choking or strangling hazards for the child. To avoid strangling hazards, do not give to your child or place near him, objects equipped with cords.



Mattress size:810X478mm

⚠️ WARNING ⚠️

- A prolonged exposure to the sun may cause changes of tones to the product's colour. After a prolonged exposure of the product to high temperatures, wait a few minutes prior to placing your child in it.
- When not in use, keep the product away from the reach of children.
- All assembly fittings should always be tightened properly and that care should be taken that no screws are loose, because a child could trap parts of the body or clothing (e.g. strings, necklaces, ribbons for babies' dummies, etc.), which would pose a risk of strangulation.
- Discontinue using the product if damaged and contact Love N Care for assistance.
- There must be no more than . in. (13 mm) gap between bedside sleeper and adult bed.
- Check tightness before each use by pulling bedside sleeper in a direction away from adult bed.
- If gap exceeds . in. (13 mm), DO NOT use product. Do not fill the gap with pillows, blankets or other items that are suffocation hazards.
- WARNING: The co-sleeper is designed for use only with adult beds that are between 43 and 58 cm from floor to top of adult mattress. The product should not be used as a co-sleeper outside of this guide height.
- WARNING: The Co-sleeper cannot be used with the following bed frames: folding beds, sofa beds, guest beds, high sleeper beds, low floor beds with ledge frames, futon beds, antique beds and water beds.
- WARNING: To avoid death from the infant's neck being caught on the top rail on the side that is next to the adult bed, the top rail must be no higher than the adult bed mattress. ALWAYS raise the side when not fastened to the adult bed.
- WARNING: The 2 attachment straps must always be used in bedside sleeper mode
- WARNING: The co-sleeper should only be used with an inner lining attached
- WARNING: The maximum mattress thickness should be no higher than the line marked on the inside of the crib

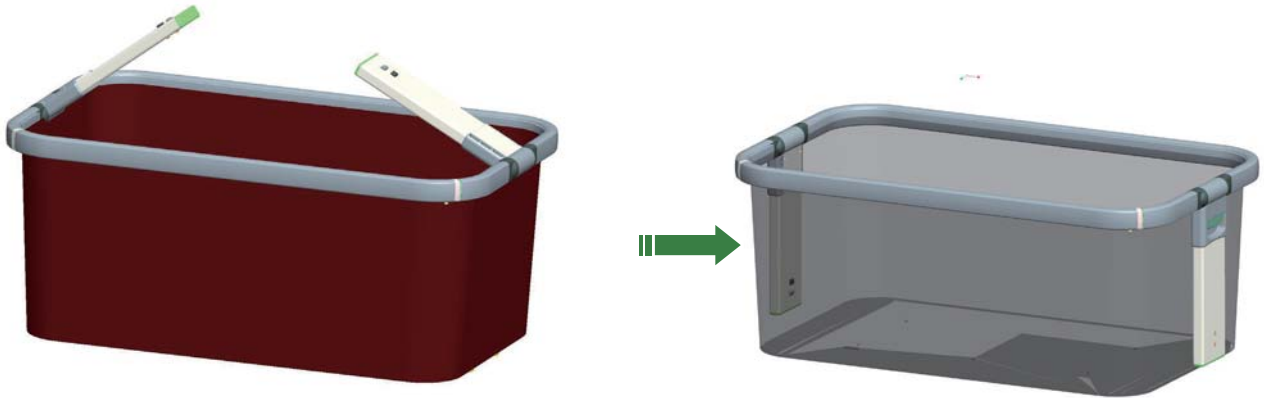


Unfold the legs



Attach the crib

OPEN THE ARMS FOR THE CRIB



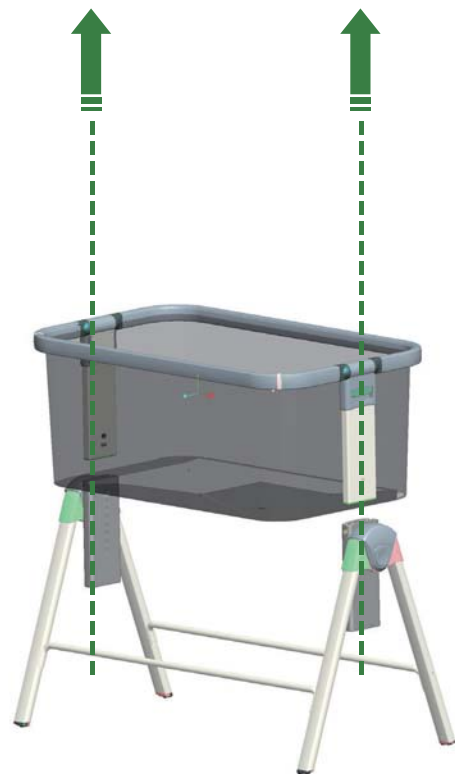
SLOT THE CRIB ON THE RAILS
ON THE ASSEMBLED LEGS



Fold/Remove Crib




PRESS ON BOTH SIDES TO REMOVE

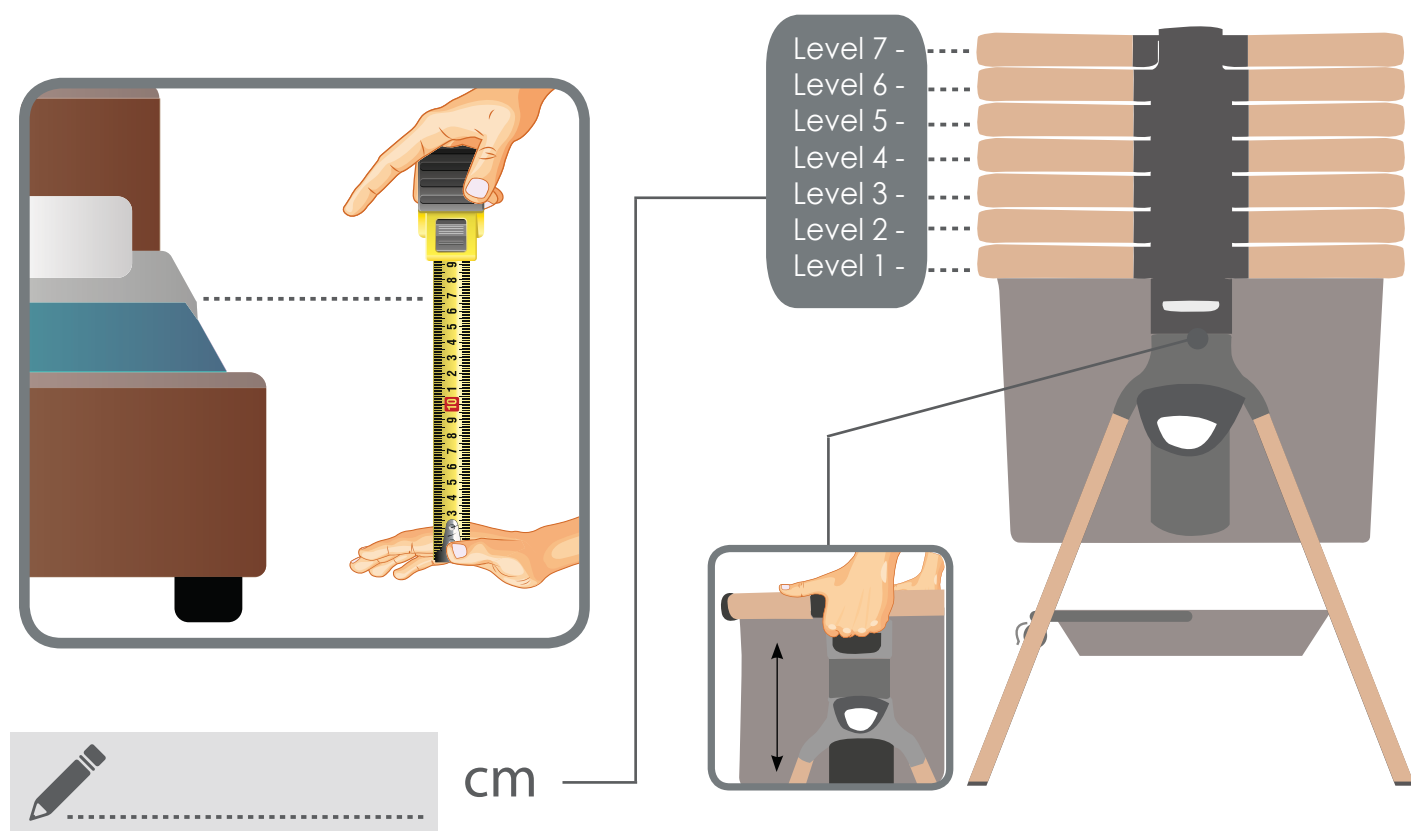


LIFT CRIB FROM LEGS

Fold/Remove Crib



Measuring the bed height

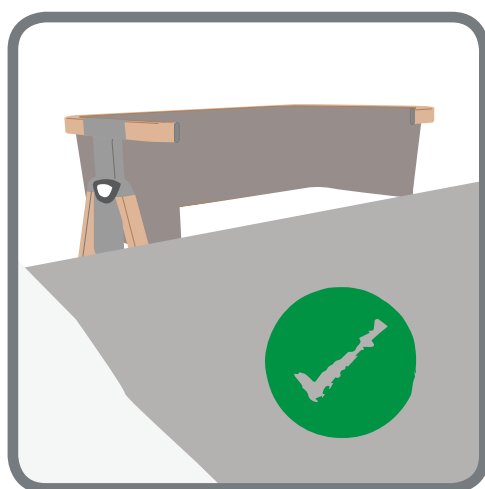


ADJUST THE HEIGHT OF YOUR BED TO THE HEIGHT OF THE CO-SLEEPER/CRIB



WARNING

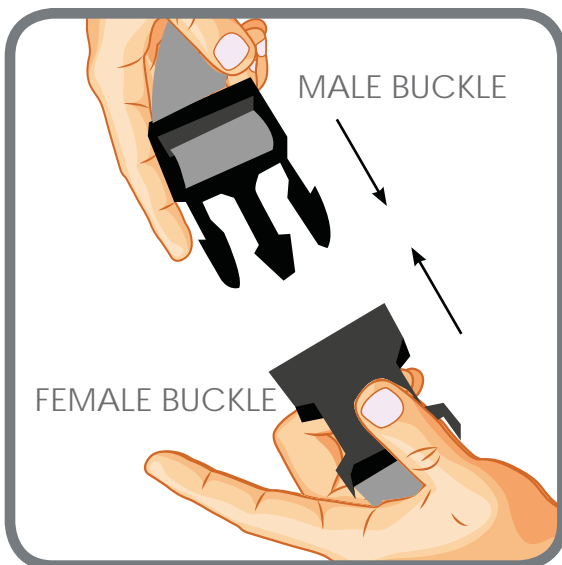
TO AVOID DEATH FROM THE INFANTS NECK BEING CAUGHT ON THE TOP RAIL ON THE SIDE THAT IS NEXT TO THE ADULT BED, THE TOP RAIL MUST BE NO HIGHER THAN THE ADULT MATTRESS. ALWAYS RAISE THE SIDE WHEN NOT FASTENED TO THE ADULT BED.



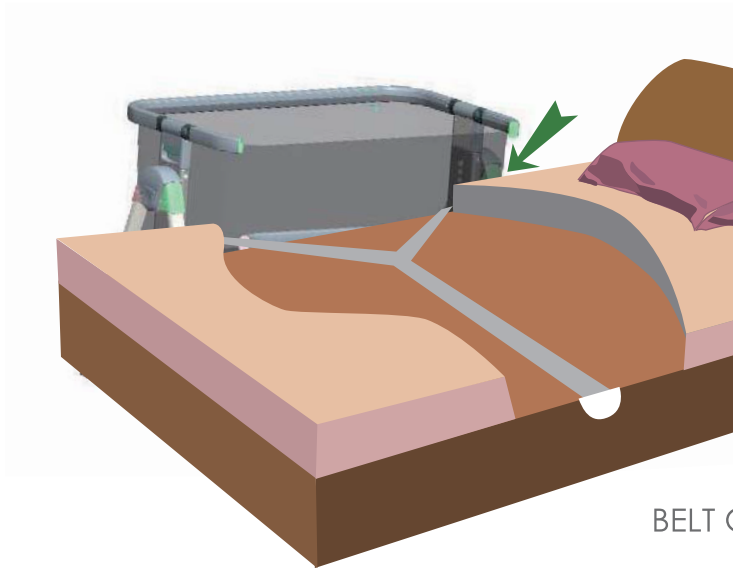
Accessing the webbing straps



INSERT THE 2 "MALE BUCKLES" TO THE 2 "FEMALE BUCKLES" ON THE BOTTOM OF THE BASE. ADJUST THE WEBBING TAPE TO THE CORRECT LENGTH. STRETCH THE WEBBING THEN LOCK.



Attaching to the bed frame




BELT GOES UNDER THE MATTRESS

WARNING

Entrapment Hazard - To prevent death from entrapment, bedside sleeper must be properly secured to adult bed using the attachment straps.

- There must be no more than 1/2 Inch (13mm) gap between bedside sleeper and adult bed
- Check tightness before each use by pulling bedside sleeper in a direction away from adult bed.
- If gap exceeds 1/2 inch (13mm), DO NOT use product. Do not fill the gap with pillows, blankets or other items that are suffocation hazards



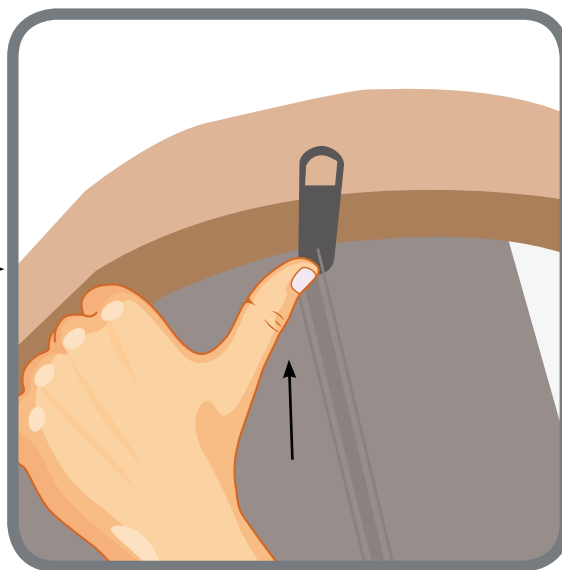
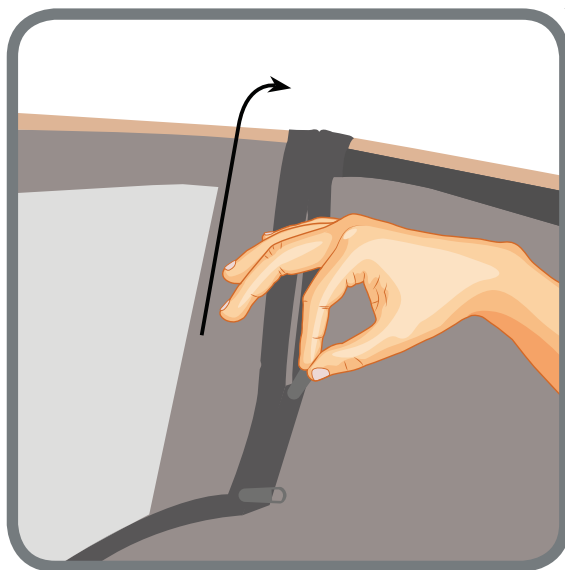
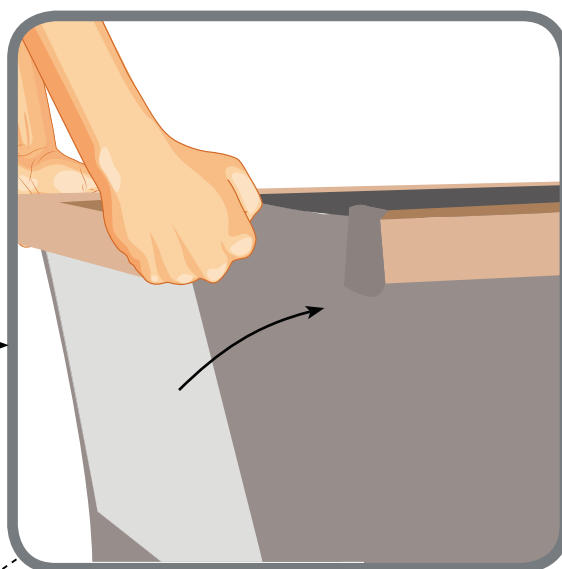
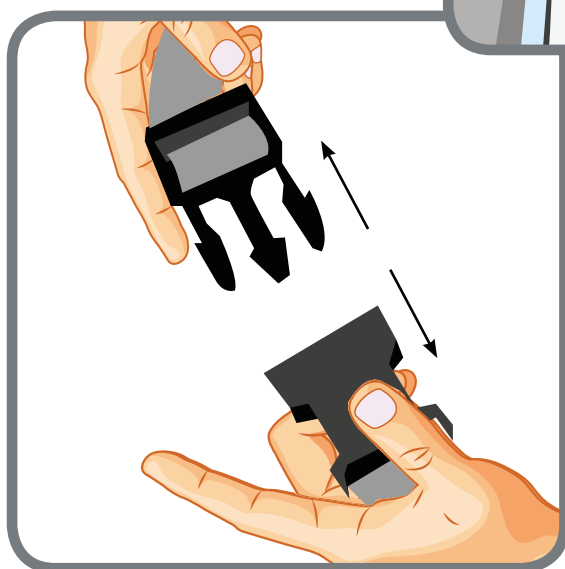
WARNING

The 2 attachment straps must always be used in bedside sleeper mode.

Remove from the bed frame

WARNING

ENSURE THAT YOUR BABY IS NOT INSIDE THE CRIB WHEN YOU DETACH THE CRIB FROM THE BED FRAME



Features




STAND ALONE CRIB



DROP SIDE FOR
EASY ACCESS

Mattress size 81x47.8 cm
Replacements can be
purchased by contacting
info@lovencare.com.au



BREATHEABLE MESH WINDOW GIVES
FULL VISIBILITY TO YOUR BABY

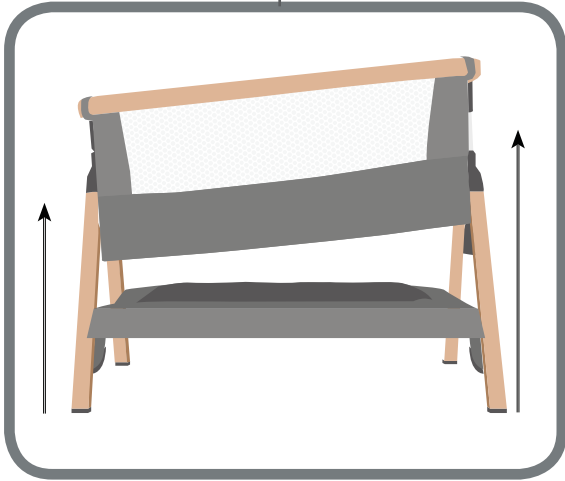


DELUXE FOAM MATTRESS INCLUDED

Features

WARNING


THE HEIGHT DIFFERENCE BETWEEN THE HEAD END AND THE FOOT END OF THE CRIB SHOULD BE NO MORE THAN 2 INCHES (5CM) OR ONE HEIGHT LEVEL



INCLINE BED TO HELP WITH CONGESTION AND REFLUX



HANDY STORAGE SHELF TO KEEP YOUR ESSENTIALS



7 HEIGHT LEVELS TO FIT ANY BED FRAME

Cleaning and Care



WIPE/SPONGE CLEAN
WITH A MILD DETERGENT



NOT SUITABLE FOR
MACHINE WASHING



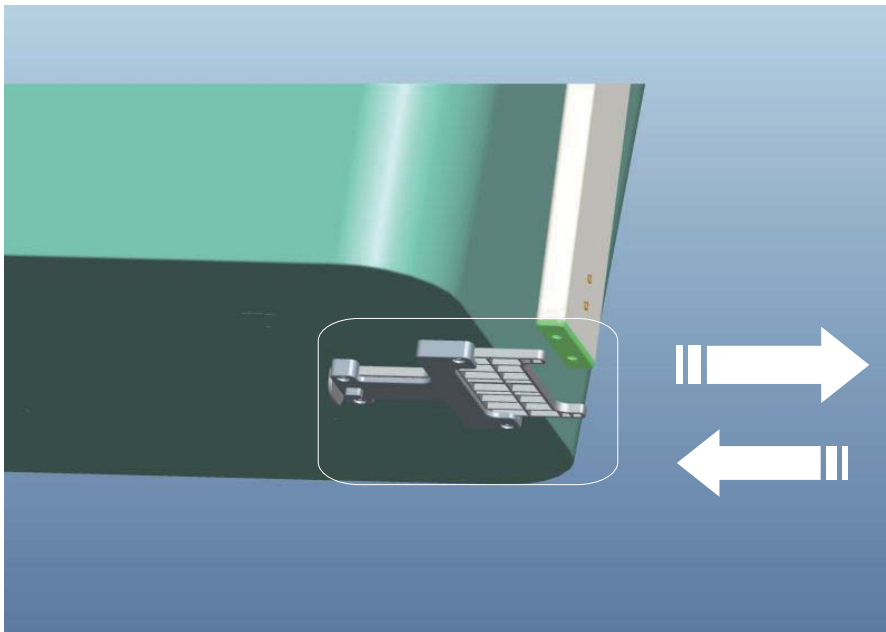
WIPE CLEAN WITH A
WET CLOTH OR SPONGE

Lock the base



WARNING

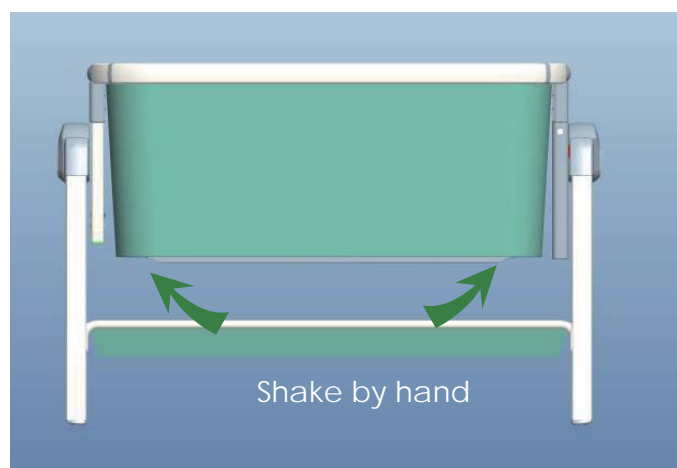
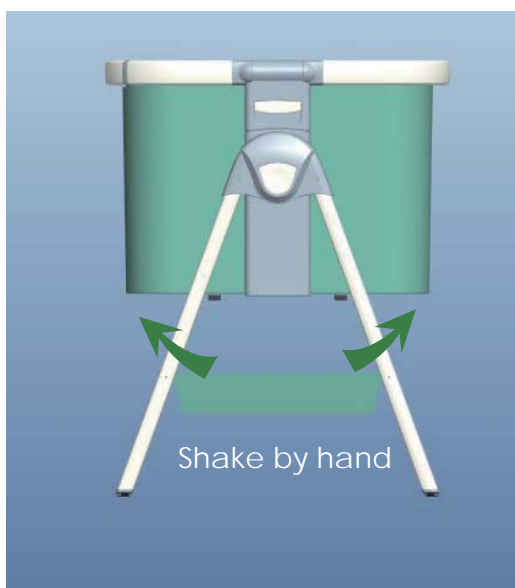
LOCK THE CRIB TO STOP SHAKING



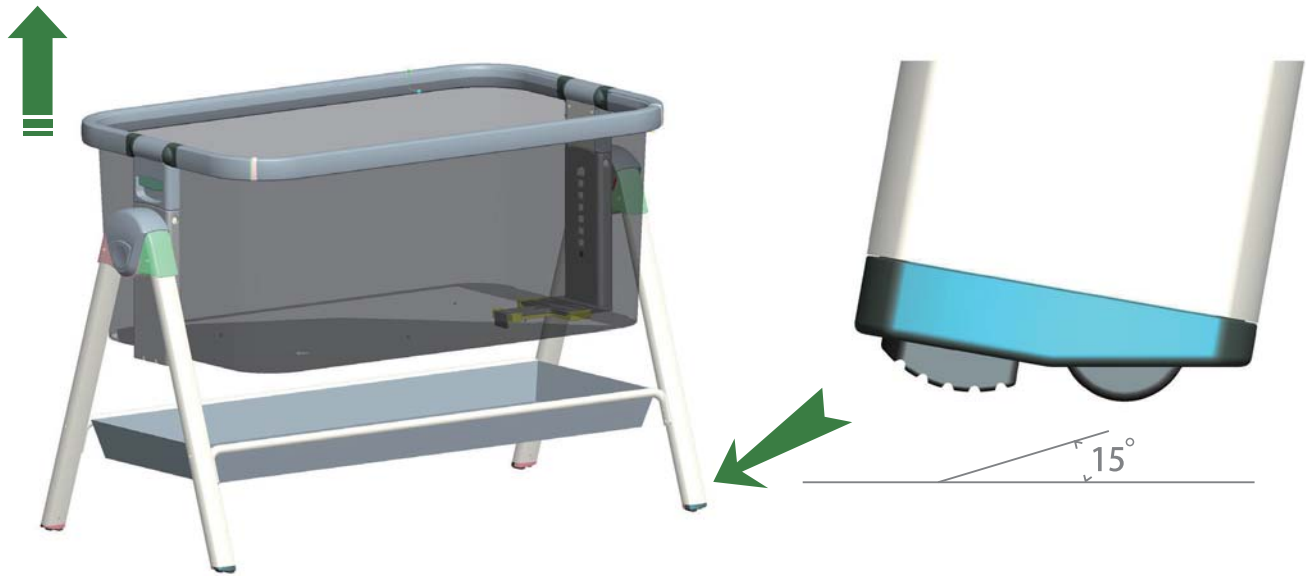
LOCK THE BASE (NO SHAKING)

UNLOCK THE BASE (SHAKING)

Shaking the crib



Moving the Crib



LIFT THE CRIB ABOUT 15° TO MOVE AROUND EASILY

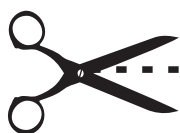
WARRANTY AGAINST DEFECTS

All Love N Care products are guaranteed for twelve months from the date of purchase. Our goods come with guarantees that cannot be excluded under the Australian Consumer Law.

You are entitled to a replacement or refund for a major failure and for compensation for any other reasonably foreseeable loss or damage. You are also entitled to have the goods repaired or replaced if the goods fail to be of acceptable quality and the failure does not amount to a major failure. This covers against faults which develop through faulty materials and workmanship.

Misuse, accidental damages, normal wear and tear or neglect are not covered. If a fault becomes apparent, please return the item to the store of purchase with your receipt. You must inform the store what the defect is. We will then arrange for its repair or it will be assessed for replacement as expediently as possible. The benefits of this warranty are in addition to other right and remedies under the law in relation to the goods or services to which this warranty relates. If you are unable to return the item to the store of purchase, you can contact Love N Care on free call 1300 732 599.

Where you send the product directly to the manufacturer then you may be liable for the costs of transportation to and from Love N Care. Love N Care will meet the reasonable expenses incurred by a consumer in making a warranty claim. You can claim expenses incurred in making a claim by contacting our customer service team on 1300 732 599 or by email at info@lovencare.com.au



12 MONTH WARRANTY

BP 940 DREAMTIME SLEEPER

Please fill in this section to validate your warranty and send to: **297 Canterbury Rd Revesby NSW 2212**

Name: _____

Store Purchased: _____

Address: _____

Date Purchased: _____

Product Name/No. _____

Contact Us

Head Office:

Love N Care Pty Ltd.
297-299 Canterbury Rd, Revesby

NSW 2212 Australia

Contact No: 02 9774 4655

Fax: 02 9774 4633

Email: info@lovencare.com.au

Website: www.lovencare.com.au

love^hncare™

www.lovencare.com.au

Let's be friends!



<http://www.facebook.com/lovencare1>



<https://www.instagram.com/lovencare/>



100 % AUSTRALIAN OWNED SINCE 1984