

lovecare™



formula 1 walker

Instruction Manual bp 6670

PLEASE KEEP INSTRUCTIONS FOR FUTURE REFERENCE

loveⁿcare™

Congratulations on your new quality Love N Care product from our exclusive range of baby products. This exceptional design combines the most unique features that any baby product offers.

We are confident that you will appreciate its many highlights, including its reliability and durability. Your new product has been manufactured to comply with the Highest Quality Standards and comes with a 12-month warranty.

As you will soon learn there are many more great features about your new Love N Care product.



loveⁿcare™

Safety guidelines and instructions must always be followed before making use of this product, please retain these instructions for future reference.

This product complies with ASTM EN1273

WARNING

READ ALL INSTRUCTIONS BEFORE ASSEMBLY AND USE OF THE WALKER. KEEP INSTRUCTIONS FOR FUTURE USE.

NEVER LEAVE CHILD UNATTENDED.

ALWAYS KEEP CHILD IN VIEW WHILE IN WALKER.

TO AVOID BURNS, KEEP THE CHILD AWAY FROM HOT LIQUIDS, RANGES, RADIATORS, SPACE HEATERS, FIREPLACES, ETC.

USE ONLY ON FLAT SURFACE FREE OF OBJECTS THAT COULD CAUSE THE WALKER TO TIP OVER.

WARNING - STAIR HAZARD

AVOID SERIOUS INJURY OR DEATH BLOCK STAIRS/STEPS SECURELY BEFORE USING WALKER.

NOT SUITABLE FOR CHILDREN WHO ARE UNABLE TO SIT UP UNAIDED.

NOT SUITABLE FOR CHILDREN WHO ARE ABLE TO WALK.

NOT APPROPRIATE FOR CHILDREN AGED LESS THAN **6 MONTHS**.

MAXIMUM WEIGHT LIMIT OF 12KG AND LESS THAN 80CM.

DO NOT USE THE WALKER IF IT IS DAMAGED OR BROKEN.

IT IS RECOMMENDED THAT THE WALKER BE USED ONLY FOR SHORT PERIODS OF TIME EG. 20 MIN.

TO AVOID INJURIES MAKE SURE THE CHILD IS NOT IN THE WALKER WHEN FOLDING OR UNFOLDING.

DO NOT ADJUST OR CARRY THE WALKER WITH THE CHILD IN IT.

ENSURE THAT THE CHILD CAN TOUCH THE FLOOR WITH BOTH FEET AFTER ADJUSTING THE HEIGHT OF THE WALKER

DO NOT USE OR STORE OUTDOORS.

DO NOT LEAVE YOUR CHILD EXPOSED TO THE SUN.

IF USED ON CARPETS THE BASE BLOCKS MAY REDUCE THE WALKER SPEED.

DO NOT USE ACCESSORIES OTHER THAN THOSE SUPPLIED OR APPROVED BY LOVE N CARE.

WARNING - BATTERY USAGE

NON-RECHARGEABLE BATTERIES ARE NOT TO BE RECHARGED.

DIFFERENT TYPES OF BATTERIES OR NEW AND USED BATTERIES ARE NOT TO BE MIXED.

EXHAUSTED BATTERIES ARE TO BE REMOVED FROM THE TRAY.

THE SUPPLY TERMINALS ARE NOT TO BE SHORT CIRCUITED.

BATTERIES ARE TO BE INSERTED WITH THE CORRECT POLARITY.



WARNING - STAIR HAZARD

- AVOID SERIOUS INJURY OR DEATH
- BLOCK STAIRS/STEPS SECURELY BEFORE USING WALKER

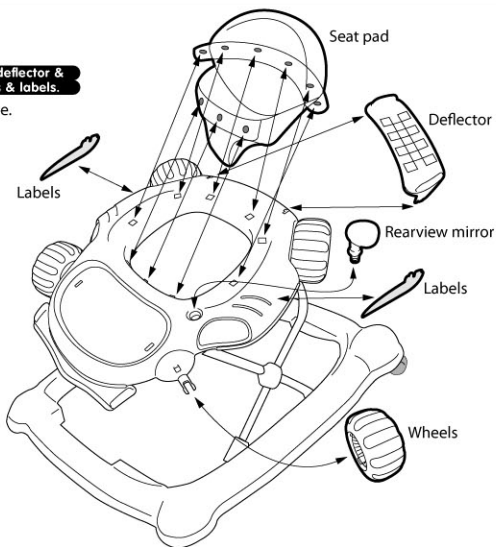
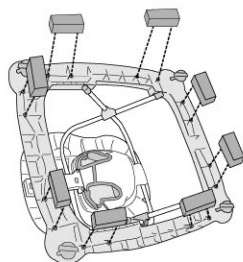


WARNING

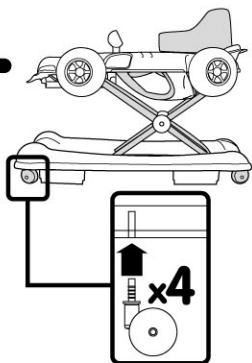
- NEVER LEAVE CHILD UNATTENDED. ALWAYS KEEP CHILD IN VIEW WHILE IN WALKER
- USE ONLY ON FLAT SURFACES FREE OF OBJECTS THAT COULD CAUSE THE WALKER TO TIP OVER
- TO AVOID BURNS, KEEP THE CHILD AWAY FROM HOT LIQUIDS RANGES, RADIATORS, SPACE HEATERS, FIREPLACES, ETC.

A**To fit up the seat pad & deflector & rearview mirror & wheels & labels.**

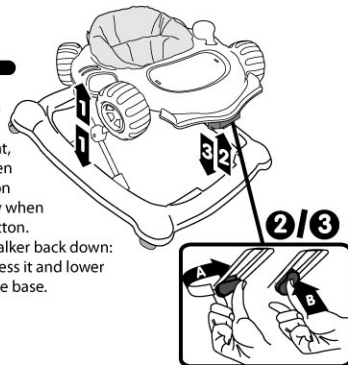
9 fixings with buttonhole.

**B****To fit up stoppers****C****Fitting of casters**

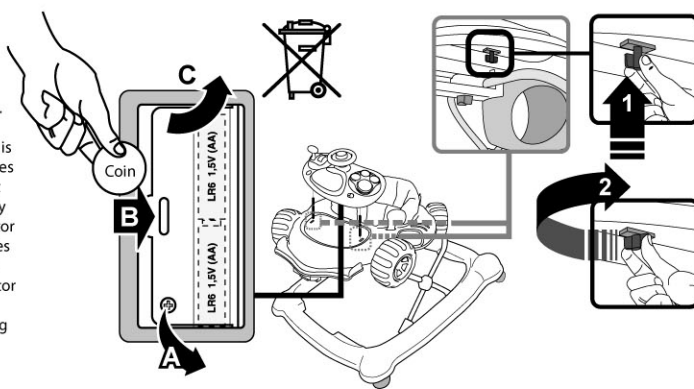
Never use the baby-walker without the wheels

**D****Use**

- 1 - To unfold the baby walker, remove the tray from the base.
- 2 - To adjust the height, turn the button then press it. The position locks automatically when you release the button.
- 3 - To fold the baby walker back down: turn the button, press it and lower the tray towards the base.

**E****Positioning the toys****• Battery not supplied****CAUTION!:** Do not recharge batteries.

When inserting batteries or accumulators, make sure the polarity is right. Do not mix old and new batteries or accumulators. Do not mix different makes of battery or accumulator. Only use the types of battery or accumulator recommended. Remove used batteries or accumulators from the toy. Do not short-circuit the battery or accumulator terminals. Accumulators should be removed from the toy before charging whenever possible. Recharging accumulators should always be supervised by an adult.

**⚠ WARNING:**

- Never leave the child unsupervised.
- Not suitable for children who are unable to sit up unaided.
- Not suitable for children able to walk.
- Not appropriate for children aged less than 6 months.
- Not appropriate for children weighing over 12 kg.



CARE AND MAINTENANCE

ALL LOVE N CARE PRODUCTS HAVE ONE YEAR WARRANTY FROM THE DATE OF PURCHASE.

TO PROLONG THE LIFE OF YOUR NURSERY PRODUCT KEEP IT CLEAN AND DO NOT LEAVE IT IN DIRECT SUNLIGHT FOR EXTENDED PERIODS OF TIME. DO NOT DRY CLEAN OR USE BLEACH.

ALL ITEMS ON THE WALKER CAN BE CLEANED USING WARM WATER WITH A HOUSEHOLD SOAP OR A MILD DETERGENT. ALLOW IT TO DRY FULLY BEFORE USING.

CLEAN THE BASE BLOCKS REGULARLY TO ENHANCE THE STOPPING PERFORMANCE.

REMOVE BATTERIES BEFORE STORING AWAY FOR LONG PERIODS OF TIME. CHECK THE CONDITION OF BATTERIES PERIODICALLY FOR FLUID LEAKAGE. DISCONTINUE USING THE TRAY IF THERE IS LEAKAGE.

IF THE WHEELS BECOME SQUEEKY USE A SILICON BASED SPRAY TO LOOSEN. IT IS RECOMMENDED TO REGULARLY INSPECT AND MAINTAIN MOVEMENT OF LOCKING DEVICES AND SECURITY OF ESSENTIAL COMPONENTS.

REGULARLY CHECK ALL PARTS FOR WEAR AND TEAR.

DO NOT STORE THE WALKER IN DAMP OR WET CONDITIONS BUT IN A WELL VENTILATED AREA TO PREVENT MOULD AND MILDEW.

DO NOT MACHINE WASH, TUMBLE OR SPIN DRY UNLESS THE CARE LABELLING ON THE PRODUCT PERMITS THESE METHODS.

IF ANY OF THE PARTS ARE MISSING OR BROKEN YOU SHOULD CONTACT THE MANUFACTURER AND DISCONTINUE USING THE ROCKER/WALKER UNTIL THEY ARE REPLACED.

Manufactured By:

Love N Care Pty Ltd.
297-299 Canterbury Rd, Revesby
NSW 2212 Australia



Contact Us

Head Office:

Love N Care Pty Ltd.
297-299 Canterbury Rd, Revesby
NSW 2212 Australia
Contact No: 02 9774 4655
Fax: 02 9774 4633
Email: info@lovencare.com.au
Website: www.lovencare.com.au

Brisbane
7-9 Eileen Street
Underwood QLD 4119 Australia
Contact No: 07 3290 4217
Fax: 07 3209 5019

Western Australia
5 Modal Crescent
Canning Vale WA 6155 Australia
Contact No: 08 9455 4972
Fax: 08 9455 4728

Ireland
DMG House
Deansgrange Industrial Estate
Deansgrange Co. Dublin
Phone: +3531 2190254
Fax: +3531 2802734
Website: www.lovencare.ie

let's be friends!

 <http://www.facebook.com/lovencare1>

 http://twitter.com/love_ncare

 100% AUSTRALIAN OWNED SINCE 1984

lovehncare™
lovencare.com.au