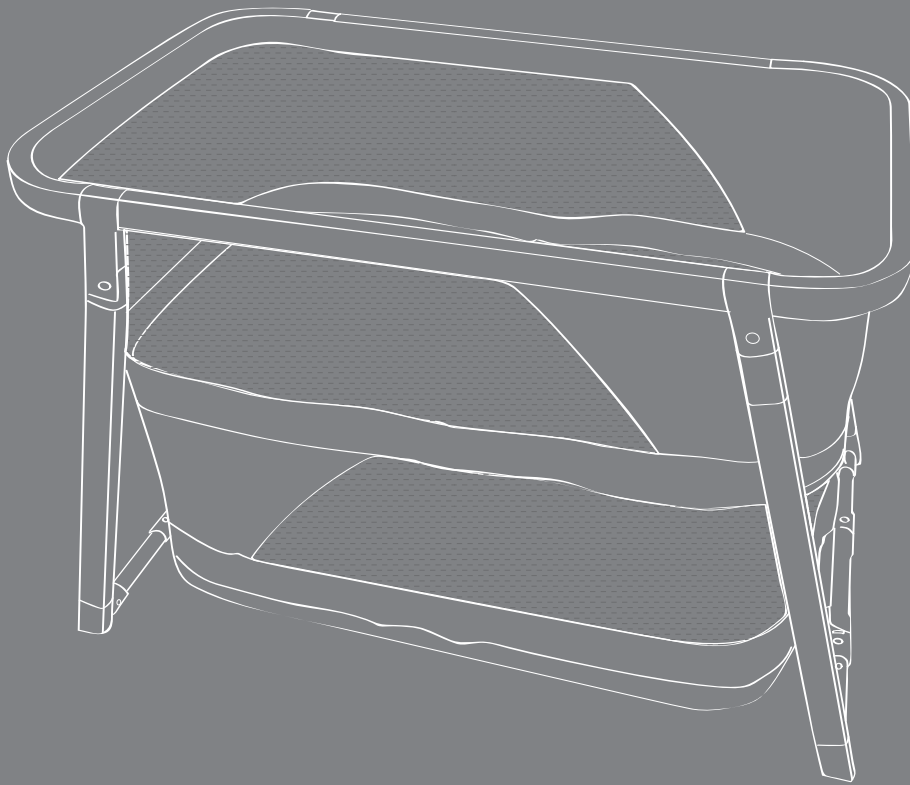


love^hcare™

COSMOS 3-IN-1 CRIB



INSTRUCTION MANUAL BP 945

PLEASE KEEP THESE INSTRUCTIONS FOR FUTURE REFERENCE

love^hcare™

Congratulations on purchasing your new 3-in1 Cosmos Crib.

In almost no time you should be able to have this one of kind crib ready to meet your beautiful child :)

Please take a few moments to read this instruction manual on how to assemble and use your co-sleeper correctly so you can rest assured that your little one is sleeping Safe and Secure.

This 3-In-1 Crib can be used as a normal crib, rocker or as a playard. The Crib can convert to a Playard with the release of the zipper, it also can become a rocker with the turning of its legs.





RETAIN FOR FUTURE REFERENCE.

READ CAREFULLY BEFORE ASSEMBLING AND USING THE PRODUCT

- THE COT IS INTENDED FOR USE FOR CHILDREN AGED: between birth up to 24 months.
- WARNING: When the mattress base is in the highest position the cot is designed for use by children of 0-6 months (weighing up to 9kg). When a child is able to sit, kneel or to pull themselves up, the lowest mattress position is the safest.
- WARNING: Before using in crib mode (higher bed base) make sure that the zip is completely closed and secured with the buckle.
- WARNING: To prevent the risk of fire, do not place the cot near fans. Electric bar fires, gas fires or other sources of heat.
- WARNING: Do not use the cot if any parts are broken, ripped or missing, and only use spare parts approved by the manufacturer.
- WARNING: Do not leave anything in the cot or place it close to another product that can be leant on or that could represent a choking or strangling hazard, such as ropes, cables, curtain cords etc.
- WARNING: Do not use more than one mattress in the cot.
- WARNING: Only use the mattress sold together with this cot. Do not add a second mattress above this one due to a risk of suffocation.
- Infants can suffocate on soft bedding .Avoid placing and pillow or similar items under sleeping infant for additional comfort.
- Do not adjust the height of the cot when the child is in it.
- The cot is ready for use only when the locking mechanisms are engaged .Make sure they are securely fixed before using the cot.
- The lowest position of the bed base is the safest. The base should be moved to this position as soon as the baby is old enough to sit up.
- All components must be correctly secured. Connections must be regularly checked and tightened ,if necessary
- When the child is able to climb over the sides to get out of the cot, this cot is no longer suitable for them.
- All opening and adjustment operations and the installation of accessories must be carried out by an adult.
- Before using always check that both sides of the cot are securely in place and that the cot opening mechanism engaged, as illustrated in the instructions.
- Do not move the product when the child is in the cot.
- Do not place more than one child at a time in the cot.
- Do not let other children play unattended close to the cot.
- Do not place the cot on to a sloped surface with your child inside.
- To prevent it becoming trapped, do not place the cot close to walls or obstacles.
- The cot must be kept away from electrical cables and cords: do not position close to windows where cords, curtains or similar could pose a suffocation or choking hazard. To avoid all risks of strangulation, never give children objects with cords or strings attached, or leave them within their reach. Prolonged exposure to direct sunlight can cause the colours of the fabric to fade .After a prolonged exposure of the product to high temperatures, wait a few minutes prior to putting your child in it.




Mattress size: 910X520mm

- Make sure the users of this product are knowledgeable on its proper operation.
- Children must not be permitted to play without supervision near the product.
- Use only spare parts approved by the manufacturer. Do not apply accessories to the product, which are not supplied by the manufacturer.
- Do not adjust the product with the child inside.
- Do not move the product with the child inside.
- Do not leave any object inside the product that could reduce its depth.
- Do not position the cot near walls and obstacles to prevent trapping hazards.
- Do not leave small objects inside the product to prevent choking hazards.
- Do not use the product with more than one child at a time.
- Do not use the product without the frame.
- If you purchase a mattress separately, make sure it is suitable for the product.
- A prolonged exposure to the sun may cause changes of tones to the product's colour. After a prolonged exposure of the product to high temperatures, wait a few minutes prior to placing your child in it.
- When not in use, keep the product away from the reach of children.
- Do not close the cot when the child is in it.
- Keep the product out of reach of children when it is not in use. When crib at the highest position, the height of the inside of the crib at least 200MM.
- The crib/cradle should be placed on a horizontal floor;
- Young children should not be allowed to play unsupervised in the vicinity of a crib /cradle.
- Discontinue using the product if damaged and contact Love N Care for assistance.


Unfold the legs

STEP 1:



← IDENTIFY THE FOUR LEGS
ON THE JOINTS

STEP 2:



OPEN THE LEGS #2 THEN
OPEN THE LEGS#1

STEP 3:



MAKE SURE ALL JOINTS ARE
FULL ENGAGED

Folding the crib



IDENTIFY THE NUMBER ON THE FOUR LEGS ON THE JOINTS
STEP ON THE ROCKING TUBE AND PULL THE RAIL UPWARDS
RELEASE LEGS #1 AND THEN FOLD THE LEGS #1 INTERNALLY,
RELEASE LEGS #2 AND THEN FOLD THE LEGS #2 INTERNALLY

Features



LARGE BREATHEABLE MESH TO
GIVE VISIBILITY



LARGE STORAGE SPACE

Mattress size 91X51cm
Replacements can be
purchased by contacting
info@lovenhcare.com.au



DELUXE FOAM MATTRESS INCLUDED



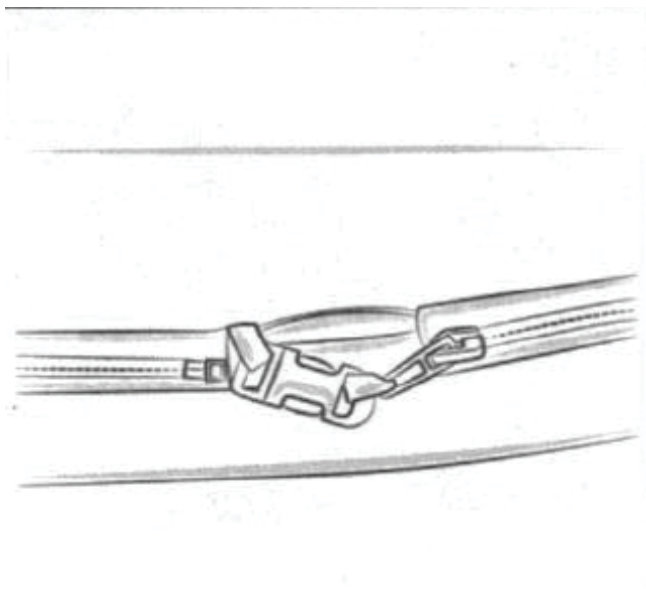
CAN BE USED AS A PLAYARD

Rotate the rocking bar outwards to change
the crib to rocking function .
To return back to stand alone tube ,lift the
legs a little bit , then rotate the rocking bar
internally.



Rocking function can not be used when
the crib is used as a playard.

Use as a Playard



Unzip the mattress and then put the it to the bottom and change to playard mode.

UNZIP



THE COT IS INTENDED FOR USE FOR CHILDREN AGED :
Birth up to 24 months.

WARNING: When the mattress base is in the highest position the cot is designed for use by children of 0-6months (weighing up to 9kg). When a child is able to sit , kneel or to pull themselves up ,the lowest mattress position is the safest.

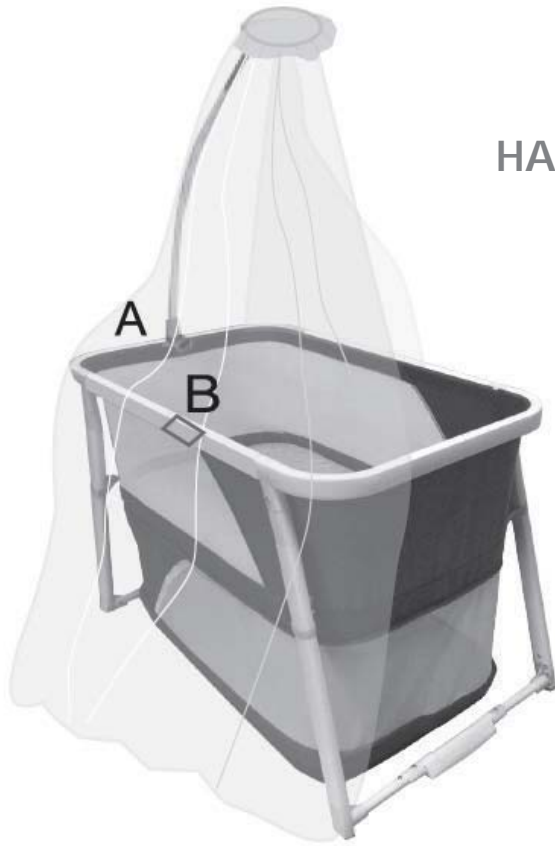
WARNING: Before using in crib mode (higher bed base) make sure that the zip is completely closed and secured with the buckle.

Rocking function can not be used when the crib is used as playard .



Accessories

(SOLD SEPARATELY)



HALO NET AND STAND (SOLD SEPARATELY)

RECOMMENDED POSITIONS FOR HALO NET AND STAND ARE POINTS A AND B.



MUSICAL MOBILE (SOLD SEPARATELY)

RECOMMENDED POSITIONS FOR MUSICAL MOBILE IS ON THE ENDS.

Cleaning and Care



NOT SUITABLE FOR
MACHINE WASHING



NOT SUITABLE FOR
TUMBLE DRYING



WIPE CLEAN WITH A
WET CLOTH OR SPONGE

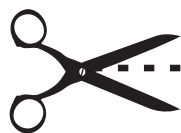
WARRANTY AGAINST DEFECTS

All Love N Care products are guaranteed for twelve months from the date of purchase. Our goods come with guarantees that cannot be excluded under the Australian Consumer Law.

You are entitled to a replacement or refund for a major failure and for compensation for any other reasonably foreseeable loss or damage. You are also entitled to have the goods repaired or replaced if the goods fail to be of acceptable quality and the failure does not amount to a major failure. This covers against faults which develop through faulty materials and workmanship.

Misuse, accidental damages, normal wear and tear or neglect are not covered. If a fault becomes apparent, please return the item to the store of purchase with your receipt. You must inform the store what the defect is. We will then arrange for its repair or it will be assessed for replacement as expediently as possible. The benefits of this warranty are in addition to other right and remedies under the law in relation to the goods or services to which this warranty relates. If you are unable to return the item to the store of purchase, you can contact Love N Care on free call 1300 732 599.

Where you send the product directly to the manufacturer then you may be liable for the costs of transportation to and from Love N Care. Love N Care will meet the reasonable expenses incurred by a consumer in making a warranty claim. You can claim expenses incurred in making a claim by contacting our customer service team on 1300 732 599 or by email at info@lovencare.com.au



12 MONTH WARRANTY

BP 945 COSMOS CRIB

Please fill in this section to validate your warranty and send to: **297 Canterbury Rd Revesby NSW 2212**

Name: _____

Store Purchased: _____

Address: _____

Date Purchased: _____

Product Name/No. _____

Contact Us

Head Office:

Love N Care Pty Ltd.
297-299 Canterbury Rd, Revesby

NSW 2212 Australia

Contact No: 02 9774 4655

Fax: 02 9774 4633

Email: info@lovencare.com.au

Website: www.lovencare.com.au

love^hncare™

www.lovencare.com.au

Let's be friends!



<http://www.facebook.com/lovencare1>



<https://www.instagram.com/lovencare/>



100 % AUSTRALIAN OWNED SINCE 1984