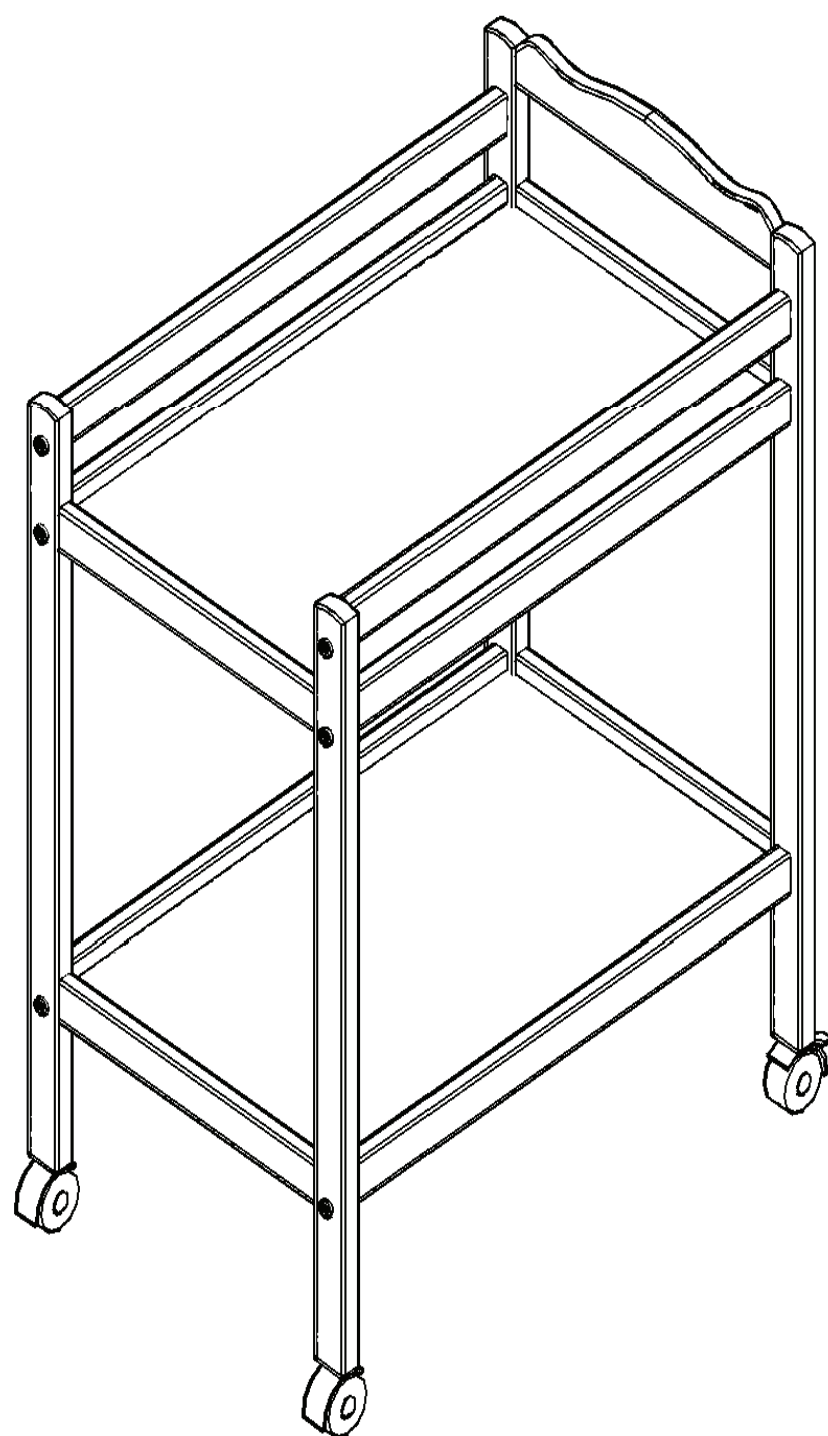


loven^hcare™



SERENO CHANGER

RSC 30

PLEASE KEEP THESE INSTRUCTIONS FOR FUTURE REFERENCE

loveⁿcare™

Congratulations on your new quality Love N Care product from our exclusive range of baby products. This exceptional design combines the most unique features that any baby product offers.

We are confident that you will appreciate its many highlights, including its reliability and durability. Your new product has been manufactured to comply with the Highest Quality Standards and comes with a 12-month warranty.

As you will soon learn there are many more great features about your new Love N Care product.





Safety guidelines and instructions must always be followed before making use of this product, please retain these instructions for future reference.

WARNING

This cot has been designed for a child up to 15kg.

RECOMMENDED PAD SIZE: This changer has been manufactured for use with a mattress which measure 490mm wide by 780mm long and 110mm in thickness.

The manufacturers assembly instructions must be followed in detail to ensure all the safety features of the changer are not compromised. Incorrect use of the instructions may result in serious injury.

Please ensure that the changer is placed at a reasonable distance from curtains, blinds, heaters and power points.

Please keep medication, string, elastic, small toys or small items, such as money out of reach from any position in the cot.

WARNING: TO PREVENT FALLS, THE MAXIMUM MATTRESS THICKNESS SHOULD NOT EXCEED 110mm

This product is not intended to be used as a table.

Discontinue using the changer if any parts are missing or broken.

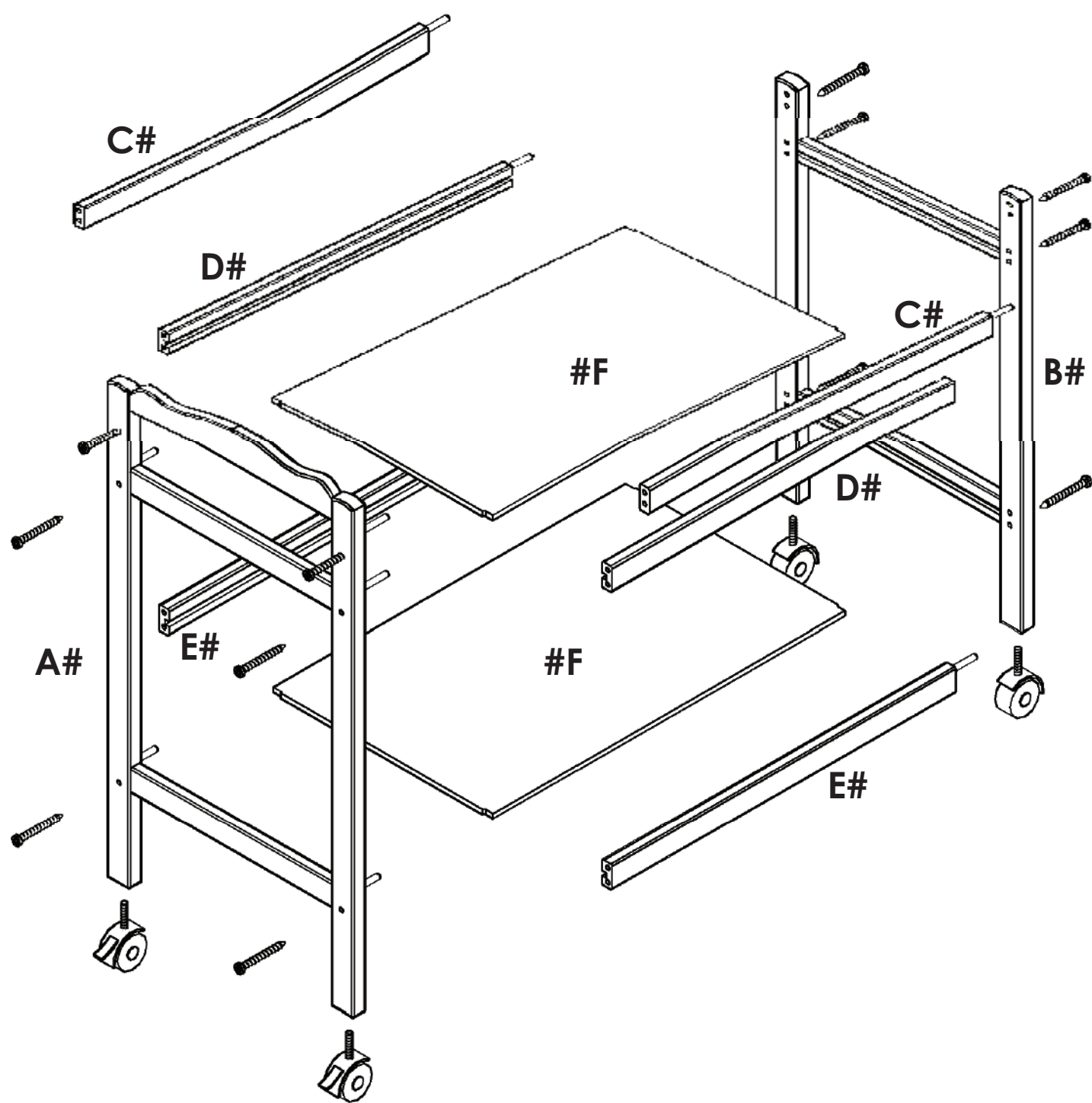
Do not leave the child unattended

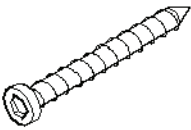


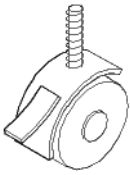
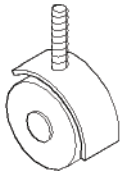

Only use Love N Care parts for this unit.

All fittings should be regularly checked.

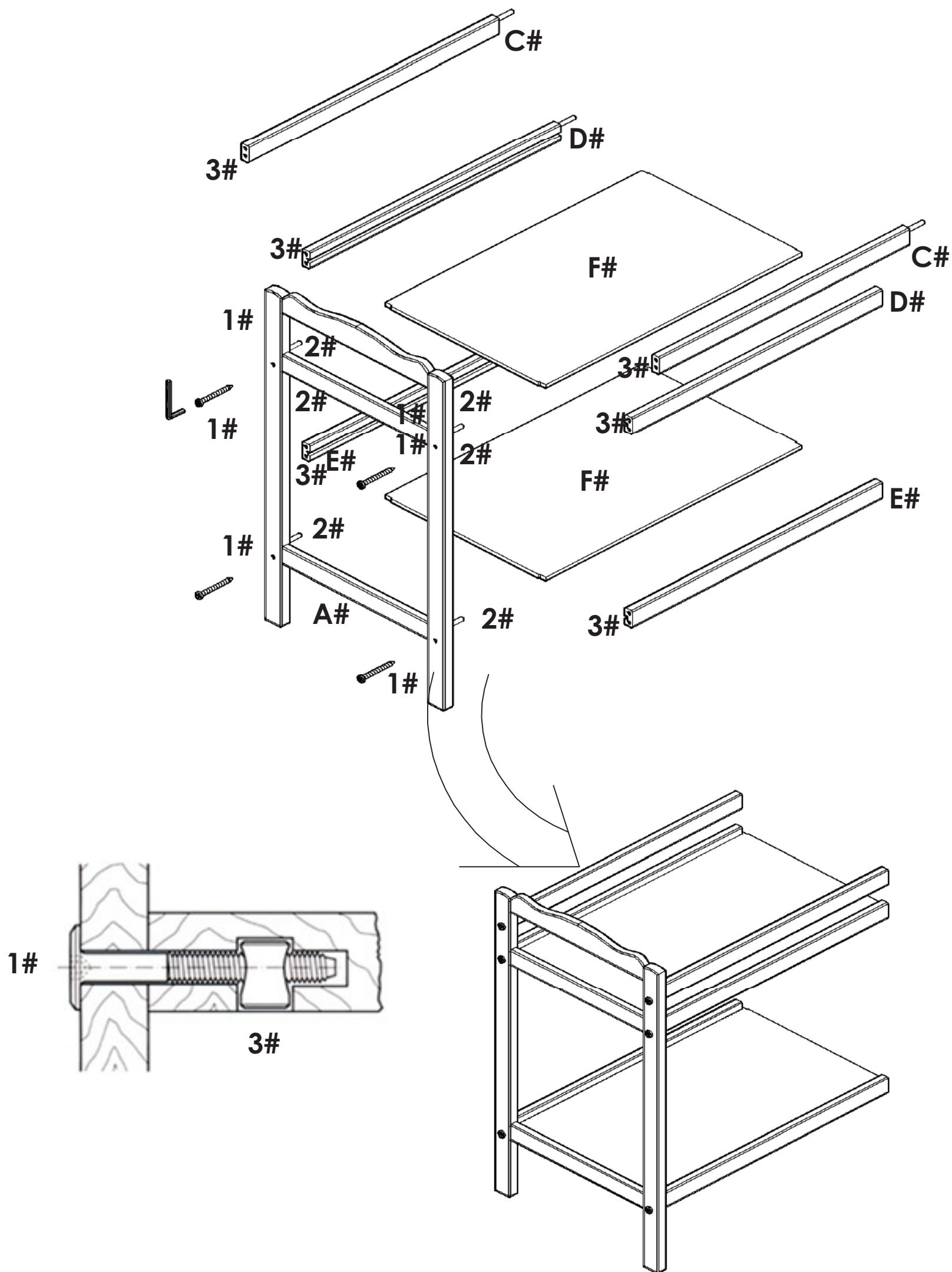
FALL HAZARD - To prevent death or serious injury, always keep child within arm's reach.

PARTS



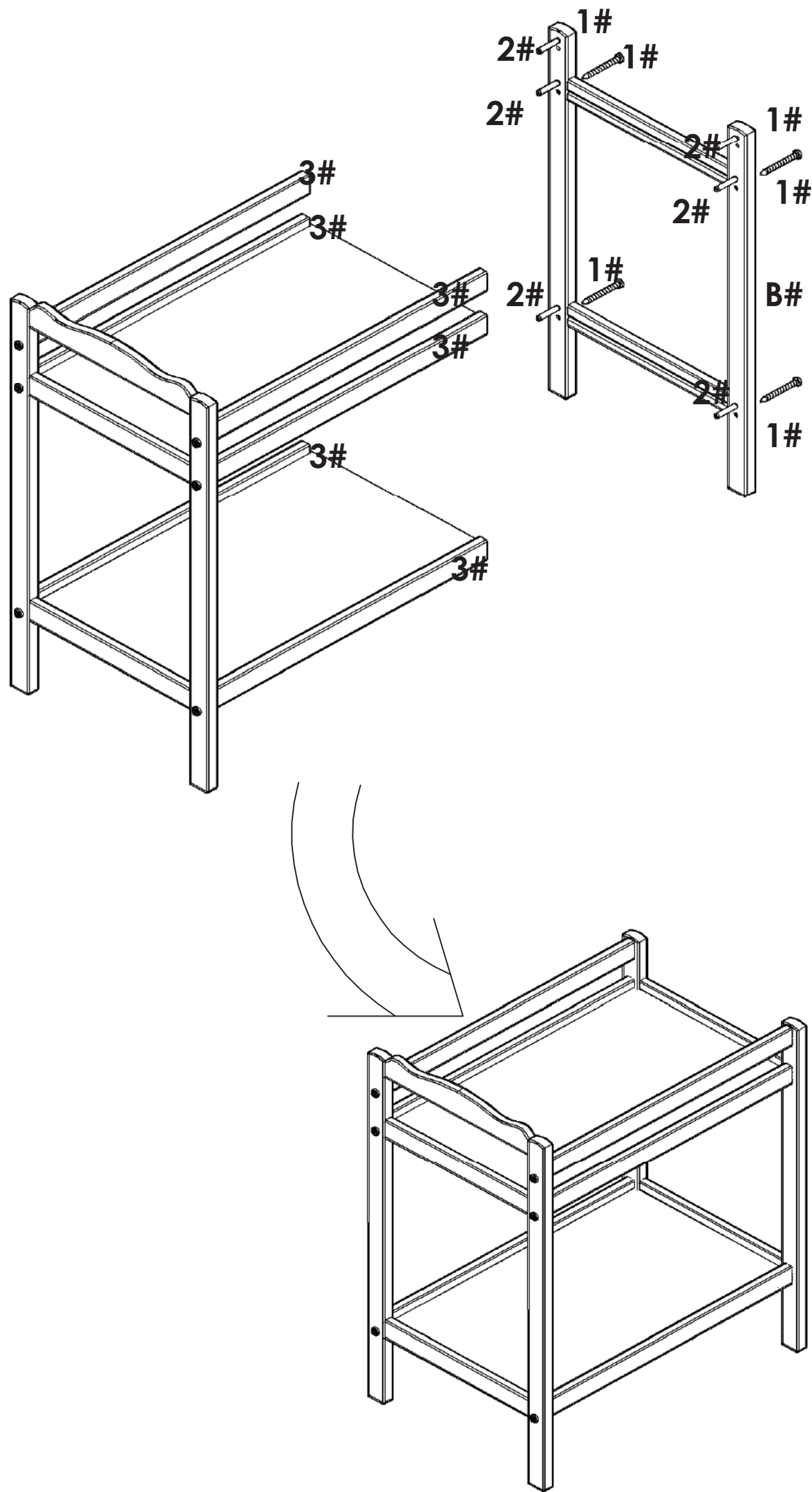
1# 6X75MM 12 PCS	2# 8X30MM 12PCS	3# 12PCS	4# 2PCS	5# 2PCS	Allen Key
					

ASSEMBLY INSTRUCTIONS



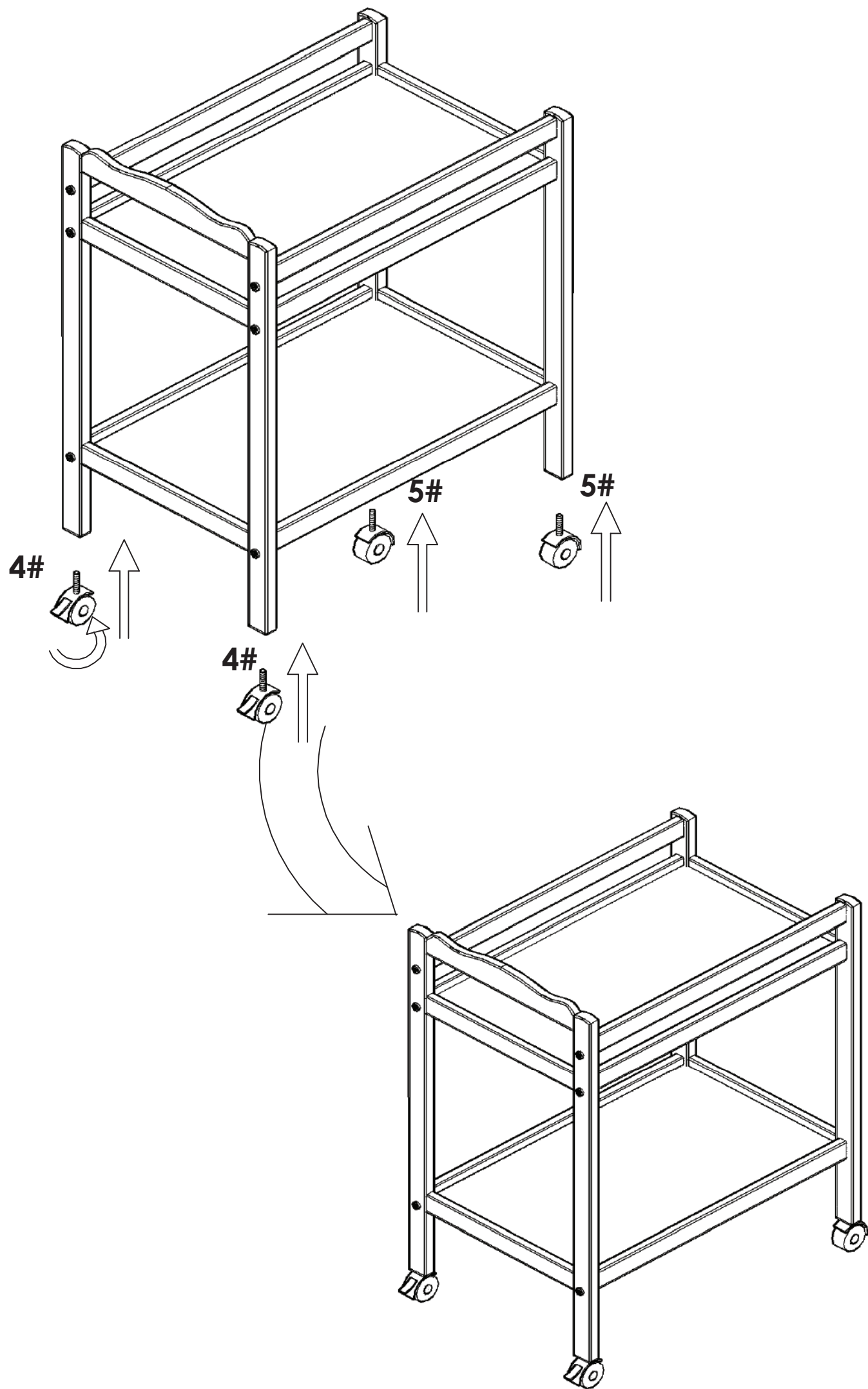
1. Insert 6 x 1# connecting rods from the outside of Changer Head end A#.
2. Insert 6 x 2# dowels from the inside of the changer end A# on the allotted holes.
3. Insert 6 x 3# cross dowels into the ends of Parts C#, D# and E#.
4. Place parts C#, D# and E# into their place and tighten with the Allen key.
5. Slide the board F# between the two side rails D# and E#.

ASSEMBLY INSTRUCTIONS



6. Insert 6 x 2# dowels from the inside of the changer end B# on the allotted holes.
7. Insert 6 x 3# cross dowels into the ends of Parts C#,D# and E#.
8. Place changer end B# with the assembled changer and align.
9. Insert 6 x1# connecting rods from the outside of Changer end B#.
10. Tighten the bolts with the Allen Key.

ASSEMBLY INSTRUCTIONS




11. Place the 2 x 4# wheels with brakes on the bottom of the changer head. push down until they snap into place.

12. Place the 2 x 5# wheels on the bottom of the changer end push down until they snap into place.

The changer would now be assembled.

For greater comfort you can place a change pad on the top of the changer.



CARE AND MAINTENANCE

ALL LOVE N CARE PRODUCTS HAVE ONE YEAR WARRANTY FROM THE DATE OF PURCHASE.

IT IS RECOMMENDED TO REGULARLY INSPECT AND MAINTAIN MOVEMENT OF LOCKING DEVICES AND SECURITY OF ESSENTIAL COMPONENTS.

REGULARLY CHECK ALL PARTS FOR WEAR AND TEAR.

YOUR FURNITURE MAY BE CLEANED BY WIPING WITH A DAMP CLOTH AND DRYING WITH A SOFT CLEAN CLOTH.

DO NOT USE ABRASIVES, BLEACH, ALCOHOL OR AMMONIA-BASED HOUSEHOLD POLISHES.

TAKE CARE WHEN HANDLING OR MOVING THE FURNITURE. CARELESS HANDLING MAY CAUSE DAMAGE.

CHECK THE CHANGER SCREWS AND LOCKS TO MAKE SURE THEY ARE ALL KEPT IN GOOD WORKING ORDER.

IF ANY OF THE PARTS ARE MISSING OR BROKEN YOU SHOULD CONTACT THE MANUFACTURER AND DISCONTINUE USING THE COT UNTIL THEY ARE REPLACED.

WARRANTY AGAINST DEFECTS.

All Love n care products are guaranteed for twelve months from the date of purchase.

Our goods come with guarantees that cannot be excluded under the Australian Consumer Law.

You are entitled to a replacement or refund for a major failure and for compensation for any other reasonably foreseeable loss or damage. You are also entitled to have the goods repaired or replaced if the goods fail to be of acceptable quality and the failure does not amount to a major failure.

This covers against faults which develop through faulty materials and workmanship. Misuse, accidental damages, normal wear and tear or neglect are not covered.

If a fault becomes apparent, please return the item to the store of purchase with your receipt.

You must inform the store what the defect is. We will then arrange for its repair or it will be assessed for replacement as expediently as possible. The benefits of this warranty are in addition to other right and remedies under the law in relation to the goods or services to which this warranty relates.

If you are unable to return the item to the store of purchase, you can contact Love N Care on free call 1300 732 599. We will then organise for either somebody to inspect the item or arrange for a courier to pick it up and return it back to you.



Contact Us

Head Office:

Love N Care Pty Ltd.
297-299 Canterbury Rd, Revesby
NSW 2212 Australia
Contact No: 02 9774 4655
Fax: 02 9774 4633
Email: info@lovencare.com.au
Website: www.lovencare.com.au

Brisbane

7-9 Eileen Street
Underwood QLD 4119 Australia
Contact No: 07 3290 4217
Fax: 07 3209 5019

let's be friends!

 <http://www.facebook.com/lovencare1>

 http://twitter.com/love_ncare



100 % AUSTRALIAN OWNED SINCE 1984

lovehncare™
lovencare.com.au